

NV2H NEEDLE VALVES

Bidirectional Metered Flow (no check) ~ 1/8" to 1 1/4"
Carbon Steel body for working pressures to 5,000 PSI



The DMIC **NV2H** continues our tradition of furnishing superlative quality needle valves for high pressure service, while reducing the Buyer's purchase cost relative to the old model. Made in U.S.A. for improved deliveries, for both American and metric market customers.

- DMIC's **ChromaFlow** color-coded design facilitates initial calibration, system documentation, and restoration of correct settings if required
- **Up to 5,000 PSI maximum operating pressure**
- **Optional security knob** (append suffix /LHS') permanently fixes valve flow setting for tamper resistance
- For OEM production quantities, optional "fine" needle profile available
- Viton and EPR sealing optional, please call DMIC

NV2H	Nominal Size	Port Thread	Performance Data				Dimensions (inches)				
			Working Pressure	Flow GPM ¹	Orifice Area (sq.in., mm ²)	Effective C _v	A	B	C	D	Lbs. kg
NV2H-0125N	1/8"	1/8" NPTF	5,000 PSI 345 Bar	3 GPM 11 l/m	0.0102 6,6	0.230	1.54	1.50	0.62	0.75	0.3
NV2H-0125B		1/8" BSPP									
NV2H-0250N	1/4"	1/4" NPTF	5,000 PSI 345 Bar	5 GPM 19 l/m	0.0194 12,5	0.433	1.79	2.00	0.81	0.81	0.5
NV2H-0250B		1/4" BSPP									
NV2H-0250S		#4 SAE									
NV2H-0375N	3/8"	3/8" NPTF	5,000 PSI 345 Bar	8 GPM 30 l/m	0.0344 22,2	0.787	2.18	2.50	1.00	1.00	0.9
NV2H-0375B		3/8" BSPP									
NV2H-0375S		#6 SAE									
NV2H-0375IU		16mm ISO6149									
NV2H-0500N	1/2"	1/2" NPTF	5,000 PSI 345 Bar	15 GPM 57 l/m	0.0427 27,6	0.976	2.70	2.62	1.25	1.19	1.4
NV2H-0500B		1/2" BSPP									
NV2H-0500S		#8 SAE									
NV2H-0500IU		18mm ISO6149									
NV2H-0625S	5/8"	#10 SAE	5,000 PSI 345 Bar	15 GPM 95 l/m	0.0427 27,6	0.976	2.70	3.50	1.25	1.19	1.3
NV2H-0625IU		22mm ISO6149									
NV2H-0750N	3/4"	3/4" NPTF	5,000 PSI 345 Bar	25 GPM 95 l/m	0.1080 69,7	2.470	3.38	3.25	1.50	1.38	2.3
NV2H-0750B		3/4" BSPP									
NV2H-0750S		#12 SAE									
NV2H-0750IU		27mm ISO6149									
NV2H-1000N	1"	1" NPTF	3,000 PSI 207 Bar	40 GPM 151 l/m	0.2300 148,3	5.250	4.87	4.25	1.75	1.88*	4.7
NV2H-1000B		1" BSPP									
NV2H-1000S		#16 SAE			0.3070 198,1	7.000	5.15	4.25	2.25	1.88*	4.7
NV2H-1000IU		33mm ISO6149									
NV2H-1250N	1 1/4"	1 1/4" NPTF	3,000 PSI 207 Bar	70 GPM 265 l/m	0.2300 148,3	5.250	5.12	4.25	2.25	1.88*	6.4
NV2H-1250B		1 1/4" BSPP									
NV2H-1250S		#20 SAE			0.3710 239,4	8.470	5.52	4.50	2.75	1.88*	6.4 2,9

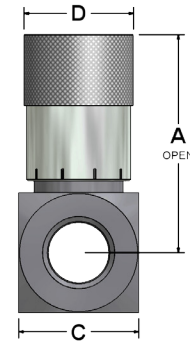
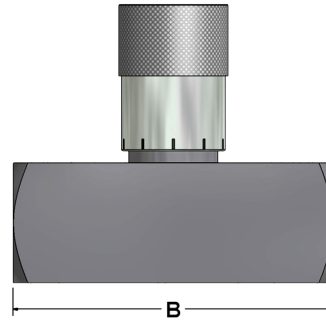
NOTES: (1) Typical flows quoted in U.S. GPM, using 100 SUS Petroleum Based Fluid at 100°

(*) Means HEX



NV2H NEEDLE VALVES

NV2H	Physical Parameters
VALVE BODY	Carbon Stock
Needle	416 S/S
SEALING	Buna-N Standard
WORKING PSI (1/8"-5/8")	5000 PSI (345 Bar)
WORKING PSI (3/4"-2")	3000 PSI (207 Bar)
SAFETY FACTOR	Minimum 3:1
RETURN FLOW CHECK	Not Present
TEMP RANGE	-40°F/250°F (-40°C/121°C)



For complete ordering information and option availability please see page 20.

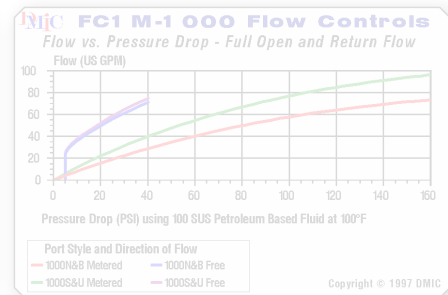
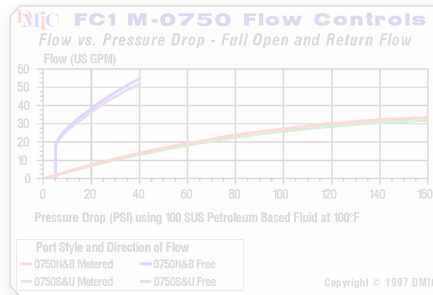
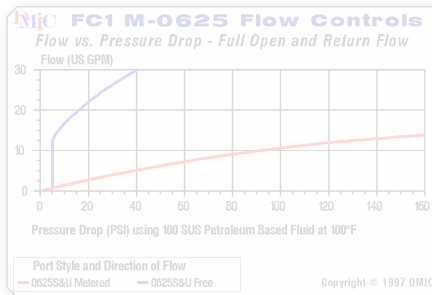
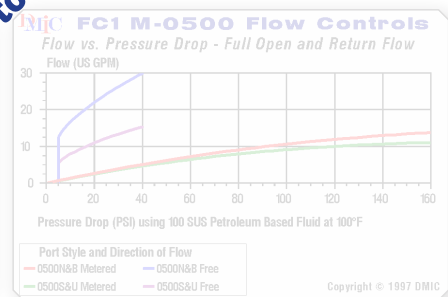
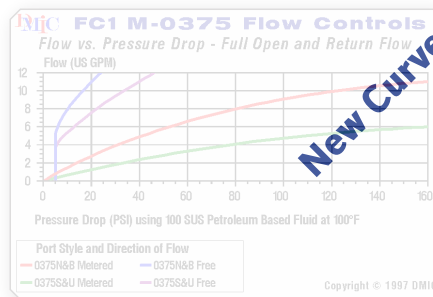
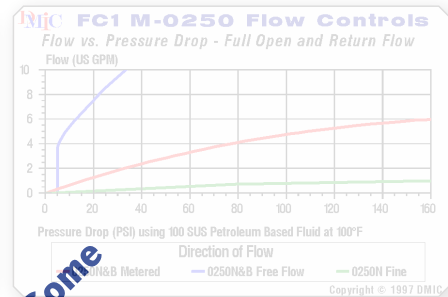
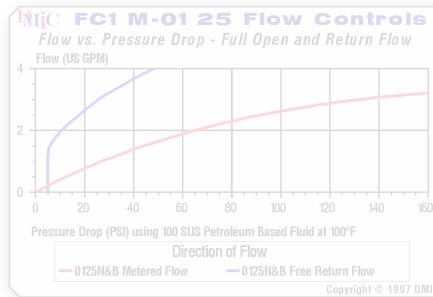
NV2 H - 0625 S /LHS

Model	
M	Brass, to 2000 PSI
H	Steel, to 5000 PSI

Nominal Size	
Expressed in 1/1000" units	
Example: 0375=3/8", 1 1/2=1500	

Inlet Port Thread	
Standard US/Canada	
N	NPT
S	SAE ORB
Metric Standard	
B	BSPP
Optional Threads (Call DMIC)	
B	BSPP
T	BSPT
IU	ISO6149

Easy Order Options	
/LHS	Security (Permanent) Locking Knob
/LH	Finger Screw Locking Knob
/FN	Fine Metering Needle Option



This valve series is factory sealed and disassembly will destroy the valve and void the warranty. Due to our policy of continual product improvement, the specifications in this catalog may change without notice. When designing by spec, please request a certified print.

